

NEW PRODUCT RELEASE

Oct. 1, 1998
No.66

TOYO TIRE & RUBBER CO., LTD.
Overseas Operations Division
2-17-22 Takada, Toshima-ku, Tokyo 171-8544, Japan
Telephone: Tokyo (03) 5955-1211•1215•1216
Facsimile : Tokyo (03) 5955-1253

TOYO PROXES S/T *An all-out action tire for Sports Utility Vehicles & Sports Trucks*



Product Concept

The Toyo PROXES S/T is the latest in a distinguished line of ultra high-performance tires designed for the growing Sports Utility Vehicle and Sports Truck market.

Features and Benefits

Excellent Low Noise Performance

- The new tread pattern design, utilizes DSOC II technology, Toyo's computer analysis system
- An extremely quiet ride has been achieved through comprehensive checking and testing to determine the optimal block arrangement

Superior Riding Comfort


- The combination of high turn-up ply and high filler results in superior riding comfort even in city driving conditions

Impressive Appearance of both Tread and Side Wall Design

- A double V-shaped unidirectional tread pattern completes the strong and stylish look
- The unique side wall design will also appeal to motoring enthusiasts

Massive and Stylish Tread Design of TOYO PROXES S/T


■ Double V groove design



High Angle Groove
for aquaplaning

Low Angle Groove
for wet handling

■ Effective Aquaplaning Performance

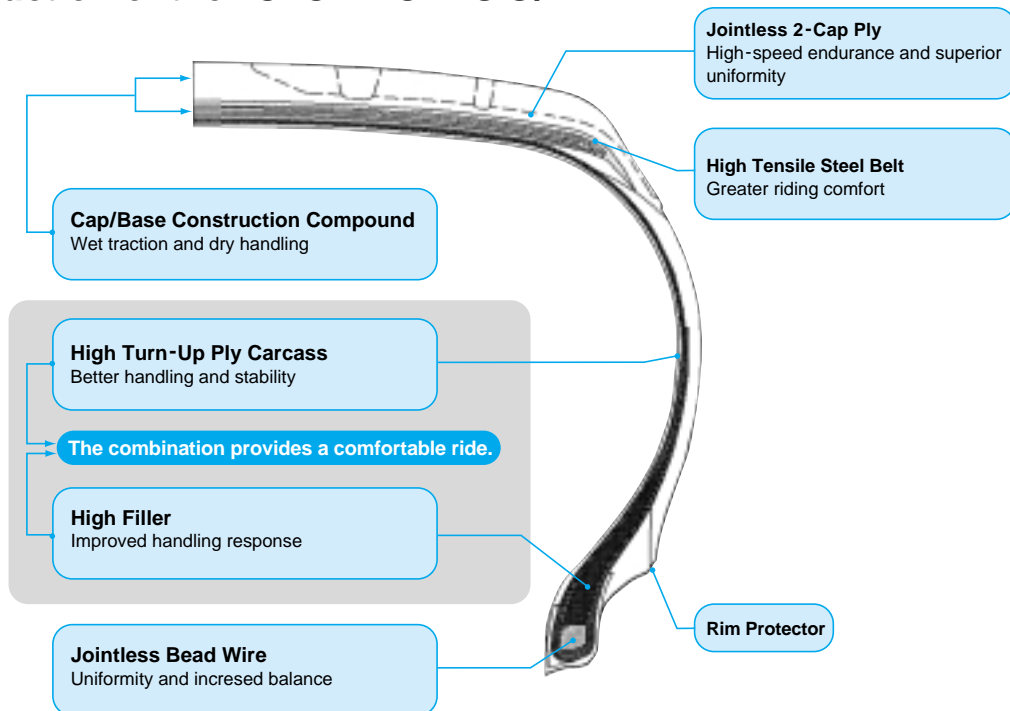


Contact Patch
Double V grooves are
configured to allow water in
the contact patch to
drain effectively.

Sidewall Design of the TOYO PROXES S/T



Construction of the TOYO PROXES S/T



Available Sizes and Specifications of the TOYO PROXES S/T

TIRE SIZE	LOAD INDEX SPEED SYMBOLS	TYPE	SIDE WALL	TREAD DEPTH (mm)	MEASURING RIM (inch)	INFLATED DIMENSIONS		LOADED DIMENSIONS			REVOLUTIONS PER MILE	ALTERNATE RIM (inch)
						OVERALL DIAM. (mm)	OVERALL WIDTH (mm)	STATIC RADIUS (mm)	STATIC WIDTH (mm)	DYNAMIC RADIUS (mm)		
255/60R17	106V	TL	BE	8.7	7.5	736	260	335	276	357	171	7.0 ~ 9.0
275/60R17	111V	TL	BE	8.9	8.0	760	279	344	296	369	694	7.5 ~ 9.5
285/60R17	114V	TL	BE	9.0	8.5	772	294	349	312	375	683	8.0 ~ 10.0
285/60R18	114V	TL	BE	9.0	8.5	798	294	362	312	387	661	8.0 ~ 10.0
P295/50R15	105H	TL	BE	9.1	9.5	674	315	305	334	327	783	8.0 ~ 10.0
P275/60R15	107H	TL	BE	8.0	8.0	709	283	318	300	344	744	7.5 ~ 9.5

Note: TL - Tubeless
BE - Raised black lettering